



LIMA

Railways

7 26 84
\$ 325

1984/85 ENGLISH INTERNATIONAL EDITION, HO/N SCALE.

P. N. & K. M. DARRELL
7 DOCTORS ROAD,
MORPHETT VALE
Telephone 384 3569



LIMA TRAINS MODELLING WITHOUT FRONTIER

LIMA today are world leaders in their production of model railways using high technology and technical experience proven over many years. A continuous and meticulous research into new developments provides new super-detailed models at realistic price adding to the very wide range of models and operating accessories. This is why LIMA have had a huge success all over the world.

From the prototype to the finished model.

To buy LIMA means to obtain



experience and technical knowledge. For every model, months of painstaking research is undertaken into studying original drawings, plans and photographs. The prototype only goes into production after the original model has been thoroughly

tested to satisfy excellent mechanical performance and after being critically examined to ensure the model faithfully reproduces all the details of the original.

Every single component is in itself tested for accuracy before the model is assembled. To complete the model special procedures check the accuracy of the colour.

Finally a rigorous testing of each product guarantees the quality of LIMA and confirms LIMA as the brand leader in the world of model railways.

The choice of Scale.

LIMA offer the largest range of models in the most popular scales.

HO Scale (16,5 mm) is the most popular scale.

In HO (1/87) LIMA offer a large range of models, repro-



ducing the railways of many nationalities.

An important decision in choosing a scale to model, is available space and where space is a problem, LIMA produce N Scale (9 mm), the miniature scale.

In N (1/160) the Micromodels range is a real work of art and mechanical engineering.

LIMA Locomotives: Built for power.

Every LIMA HO locomotive uses the tried and tested



LIMA «G» motor for long life and reliability and in the N scale the «high performance» micro-motor.

It's a result of many years' development - based on the characteristics we know that modellers demand - and a


design that features very efficient noise reduction, and elimination of TV. and radio interference.

Lifelike Catenary.

The system of electrification with the LIMA catenary is exactly the same used by real railways: the feeding system goes through the pantograph from the overhead wire to the locomotive, while the other pole continues to receive power from the rail. Each locomotive can be easily and speedily equipped for the overhead wire feeding.

LIMA Train Sets - A Perfect Start.


Lima train sets are designed for the perfect start avoiding all the problems one might have when starting a layout. Later on, with additional packs, one can realise a more complex layout.



ERS



Just like the Real Thing.
LIMA have developed a control panel which gives you possibility to reproduce a railway system just like the real thing, a very exclusive item for the modeller.



P. N. & K. M. DARRELL
7 DOCTORS ROAD,
MORPHETT VALE
Telephone 384 3569



NEW

Items marked new are not necessarily available at this time.

G

Locomotive without lights and free from radio and television interference.

LG

Locomotive with lights and free from radio and television interference.

LGP

Electric locomotive with lights, with working pantograph through the catenary and free from radio and television interference.



FIRST LAYOUT

The symbol indicates the 86 items: 15 locomotives, 15 passenger cars, 15 freight wagons, 27 tracks, 10 accessories and 4 power controllers. Recommended by LIMA to successfully build a model railway layout for the first time. These articles' descriptions are printed in «heavy black» letters.

INDEX

Pages

GOLDEN SERIES HO

Golden Series 4-9

SCALE HO

HO scale locomotives	10-17
HO scale passenger coaches	18-25
HO scale freight wagons	26-31
HO scale additional track layouts	32-33
Nickel Silver and Standard tracks	34-35
HO scale accessories	36-41
HO scale catenary system	42-43
HO scale track plans	64-66

MICROMODELS N

Micromodels 44-45

SCALE N

N scale locomotives	46-47
N scale passenger coaches	48-49
N scale freight wagons	50-53
N scale accessories	54
N scale serie inox tracks	55
N scale track plans	67

SCALE N HO

HO/N scale control panel	56
HO/N scale power controllers	57
How to build a layout	58-59
Track installation	60-61
Electrification	62-63




20 1097



20 1094



30 1024



20 1069L




20 5164



14 9711E
Cheap set

14 9711GP T.G.V.

20 1095LGP Electric locomotive for the TGV train. With operating pantograph. - 20 1096 1st class coach for the TGV train. - 20 1098 2nd class dining coach for the TGV train. - 20 1099 Dummy locomotive for the TGV train. - 20 1094 2nd Class Central Coach for the TGV train. - 20 1097 Central coach with bar for the TGV train.



14 9751G
INTERCITY
HST 125



14 9749GP
LUFTHANSA
AIRPORT EXPRESS



20 1098

20 1068

20 5161

20 1096

20 1099

